



LEARN

Anywhere

PRESENTATION 2020



Extron

logitech

EPSON
EXCEED YOUR VISION

The scene is a classroom. On the left, a teacher in a red hoodie stands at a whiteboard. The whiteboard contains the following content:

- Handwritten equations: $[a+b]$, $(a+b)_{\pi} = 3.14$, and $\Sigma(a)+b=c$.
- A diagram of a cylinder with height b and radius a , with the equation $a=b+2$ written below it.
- A diagram of a pyramid.

In the center, a large screen displays a virtual meeting interface. The main banner reads "LEARN Anywhere" with a headset icon. Below the banner, it says "PRESENTAZIE 2020". At the bottom of the screen, there are logos for "Extron", "logitech", "SMIT VISUAL", and "EPSON".

On the right side of the screen, there is a 3x3 grid of video thumbnails. The thumbnails are labeled with initials: "RC", "NM", "PJ", "AM", and "SK". The top-right and bottom-right thumbnails are empty.



THE COLLABORATION SOLUTION FOR TODAY'S EDUCATION

- New circumstances - new challenges
- Students are not always physically present
- A solution developed specifically for education - based on proven technologies
- Teachers want to teach using familiar methods – with digital and analogue tools
- How does one prepare for every possible situation?
- How does one keep investment costs low?



THE POWER OF COMBINED EXPERTISE



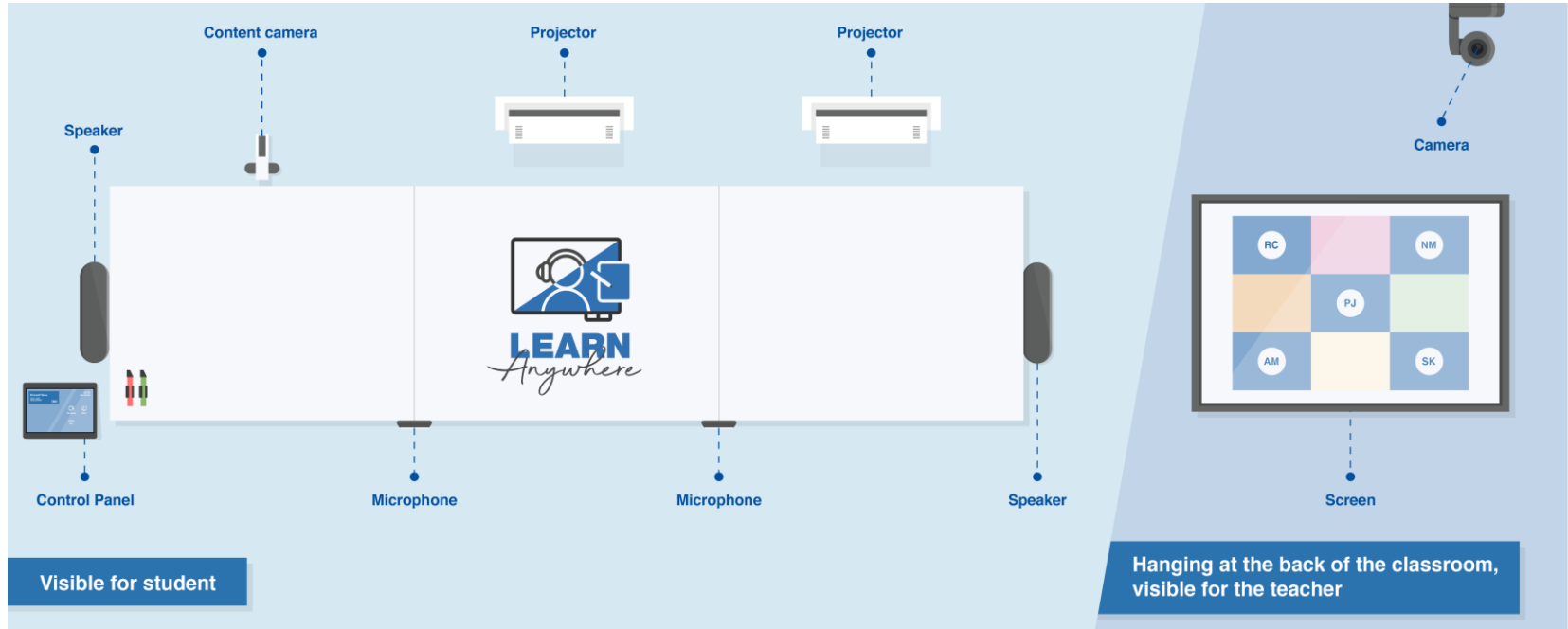
Extron

logitech

EPSON[®]
EXCEED YOUR VISION



THE LEARN ANYWHERE CLASSROOM



THE BEST IN ANALOGUE AND DIGITAL

- A large analogue writing surface combined with a massive interactive projection surface
- A clever combination of proven hardware and software
- Everyone at home and in the classroom has a good view of the teacher, the whiteboard, the digital presentation and each other.



EASY TO OPERATE

- Automatically ready for use upon entering the classroom
- Start class with one touch of the console
- Three options for four different situations
- No special training required
- Powered by Microsoft Teams



PREPARED FOR ANY SITUATION

Learn Anywhere facilitates teaching under any circumstances - in a way that feels familiar to both teachers and students.



SITUATION 1: TRADITIONAL TEACHING



NOTES

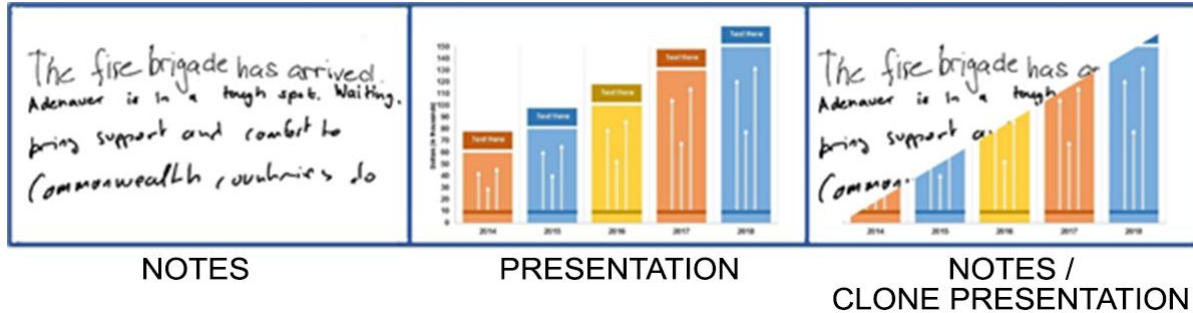
NOTES

NOTES

- All students are physically present
- The teacher writes notes on an analogue board




SITUATION 2: CONTEMPORARY TEACHING



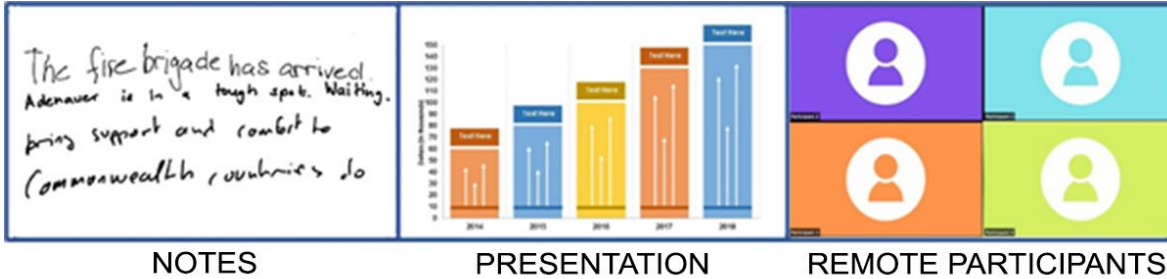
- All students are physically present
- The teacher writes notes on an analogue board and presents digitally

SITUATION 3: HYBRID TEACHING



- Some students are physically present, others attend classes from home
- The teacher writes notes on an analogue board and presents digitally

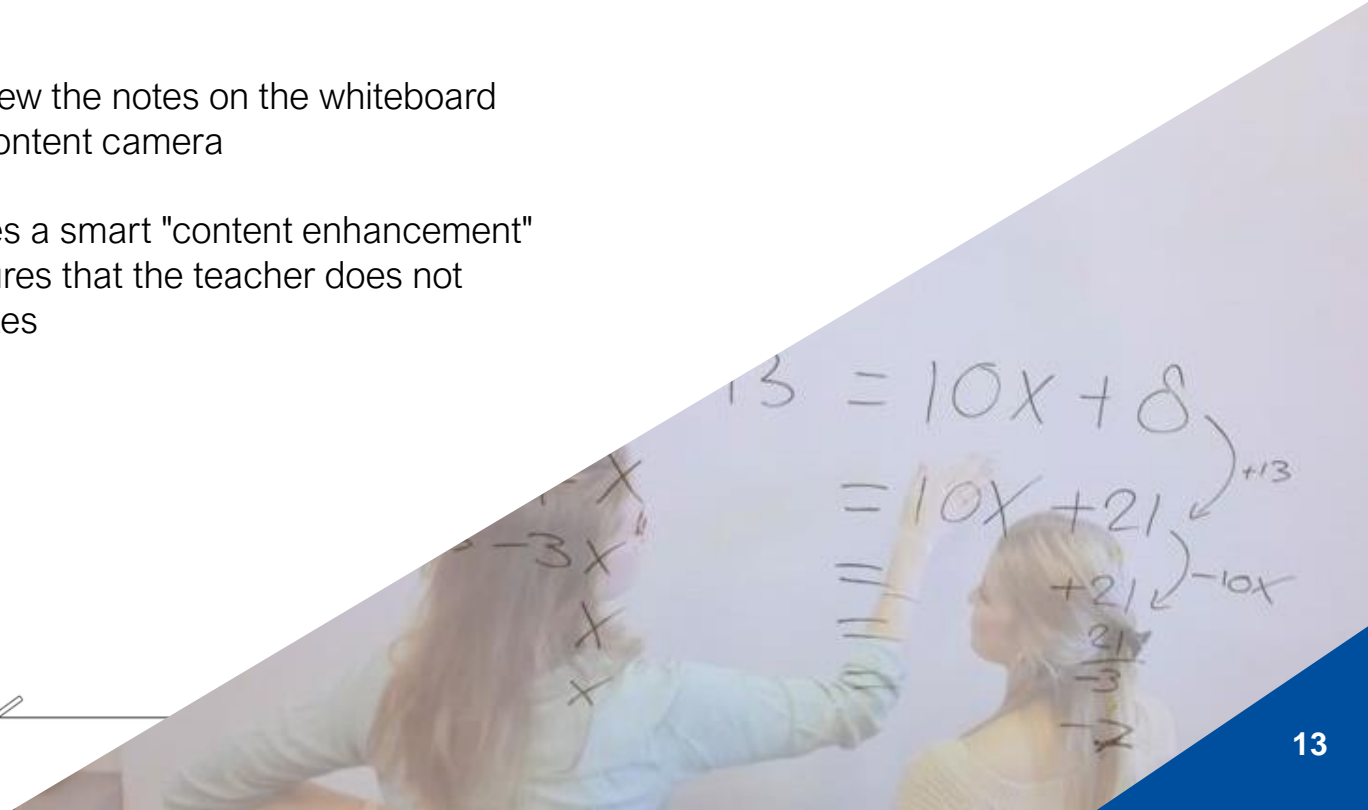
SITUATION 4: FULLY REMOTE TEACHING



- All students attend class from home
- The teacher uses all supporting resources that are also used in a regular lesson

CONTENT CAMERA

- The students at home view the notes on the whiteboard via the Logitech BRIO content camera
- The content camera uses a smart "content enhancement" functionality, which ensures that the teacher does not block the view of the notes



LEARN ANYWHERE CONSISTS OF THE FOLLOWING FOUR PARTS:

- EPSON interactive projectors
- CHAMELEON frameless projection whiteboards
- LOGITECH TAP large room video collaboration solution
- EXTRON control and connectivity products



THE BEST SOLUTION FOR EDUCATIONAL FACILITIES

- Local + remote = continuity in education
- Unique solution
- Installation by certified system integrators
- Relatively low investment costs
- Little maintenance
- Quickly scalable



THE BEST SOLUTION FOR STUDENTS AND TEACHERS

- Easy interaction with students for better engagement
- Continuity in education - at home or at school
- Analogue *and* digital teaching methods
- Familiar educational environment
- Easy to use
- No training required



MORE INFORMATION?

www.learn-anywhere.eu

